

Architect:



ITEMS SHOWN ARE DIAGRAMMATIC AND ARE SHOWN FOR THE LIMITED PURPOSE OF INDICATING PROPOSED LOCATIONS OF THE DESIGN. CONTRACTORS SHALL PROVIDE WORK IN ACCORDANCE WITH ALL APPLICABLE CODES AND REGULATIONS REQUIRED BY THE AUTHORITY HAVING JURISDICTION. CONTRACTOR SHALL COORDINATE THE INSTALLATION OF NEW SYSTEMS WITH EXISTING SYSTEMS.

Thomas McInerney Architect reserves the right to determine a fair and equitable solution to any problems, mistakes, oversights or hidden damage. Please do not hesitate to phone our office at 319-331-0365, especially immediately upon discovery a conflict with the Scope of Work.

Please do not instinctively produce a solution or proceed with work that would result in a change order requiring reimbursement by the owner.

Any solutions outside this policy shall be with prior approval and will be at the franchisee's or contractor's expense.

Project :

Complete Nutrition
640 S. 50th Street
Suite #2170
West Des Moines, IA
50265

Contact:

Brian Wehrs
Access Comercial
402-201-9108

Project number: 11.35

Note: © COPYRIGHT
UNAUTHORIZED COPYING,
DISCLOSURE OR CONSTRUCTION
WITHOUT WRITTEN PERMISSION
BY THOMAS MCINERNEY, ARCHITECT,
IS PROHIBITED.

Issue date:

Date	Description
2011.12.29	review

Sheet Title:

**INTERIOR
ELEVATIONS**

Sheet Number:

A-401

FINISH NOTES:

- ALL FINISHES AS PER SPECIFICATIONS NOTED.
- ALL WALLS TO BE PAINTED (1) COAT PRIMER, (2) COATS PAINT - NOTE FINISH ON SCHEDULE.
- NOTIFY TENANT PRIOR TO DISPOSING OF SALVAGEABLE SCRAPS OF FINISH MATERIALS.
- NO ALTERATIONS TO FINISHES WITHOUT WRITTEN APPROVAL FROM COMPLETE NUTRITION CORPORATE.
- PROVIDE APPROPRIATE METAL SCHLUTER BRUSHED NICKEL FINISH, SEAM TRANSITION FOR FLOORING.
- P3 BEHIND TASTING BAR AREA - PAINT AFTER MILLWORK INSTALLATION. (SEE ELEVATIONS)
- ALL PAINT TO BE SCRUB TUFF, BY SCUFFMASTER. 1-800-898-0219 (LEAD TIME SENSITIVE)
- CEILING DETAIL ABOVE CASHWRAP P. 1.
- DOOR AND TRIM - PAINT COLOR P-2.
- GROUT COLOR FOR TILES 1 AND 2 TO BE: CBP WINTER GREY #335 (1/4" GROUT LINES)
- STOCK ROOM DOOR TO BE HOLLOW CORE METAL DOOR WITH LOCK.
- RESTROOM CEILING PER CODE. ALL NEW CONSTRUCTION RESTROOM CEILINGS TO BE GYPSUM BOARD WITH LEVEL 3 FINISH IN 5/8" DRYWALL. CEILING TO BE PAINTED IN P. 1.
- DRYWALL SOFFIT IN RETAIL AREA TO BE A SATIN PAINT FINISH.
- TILE TO BE LEVEL WITHIN 1/16".
- ACCESS COMMERCIAL TO PROVIDE ALL TILE AND VCT. GENERAL CONTRACTOR TO PROVIDE THIN SET.
- GC IS RESPONSIBLE FOR ALL FINISHING IN RETAIL AREAS 101 AND 102 TO BE LEVEL WITHIN AN 1/8" IN A 10'-0" SPAN MUST BE LEVEL FOR FLOOR TILE.

ACT-1
2X2' ACOUSTIC CEILING TILES ARMSTRONG CIRRUS OPEN PLAN ANGLED TEGULAR.
GRID SYSTEM : STANDARD 15/16" PRELUDE CEILING GRID SYSTEM

FLOOR TILE:
T1
LOCATION - RETAIL AREA 101
TILE # STONE KHAKI NO. 24" X 24" ORDER THRU CORP.
ACCOUNT:
SCOTT STEINHOFF 402-334-2484

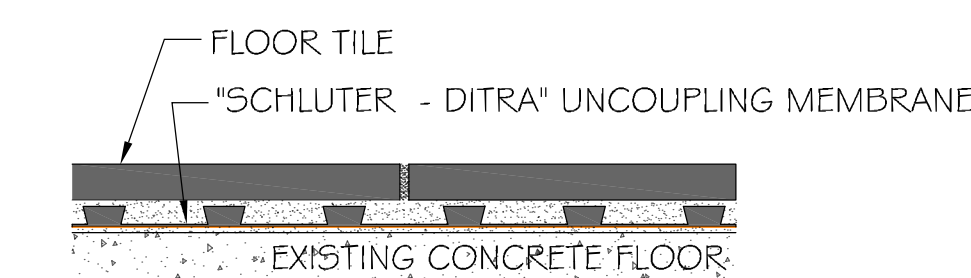
T-2
LOCATION - RETAIL AREA 101
TILE # STONE GREY NO. 24" X 24" ORDER THRU CORP.
ACCOUNT:
SCOTT STEINHOFF 402-334-2484

PAINT
FROMAR 200 ZERO VOC EGGSHELL

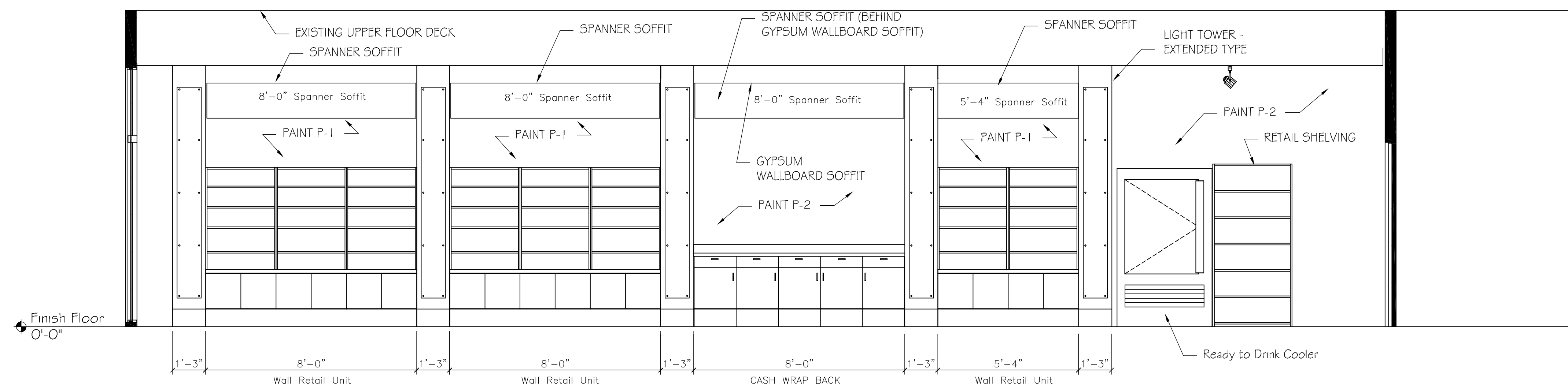
P1 PAINT SHERWIN WILLIAMS PURE WHITE (SW7005)
P2 PAINT SHERWIN WILLIAMS AMBER WAVE (SWGG57)
P3 PAINT SHERWIN WILLIAMS TEMPE STAR (SWG229)

NOTE-APPLY 2 COATS OVER PRIMER -
SCRUB TUFF EGGSHELL

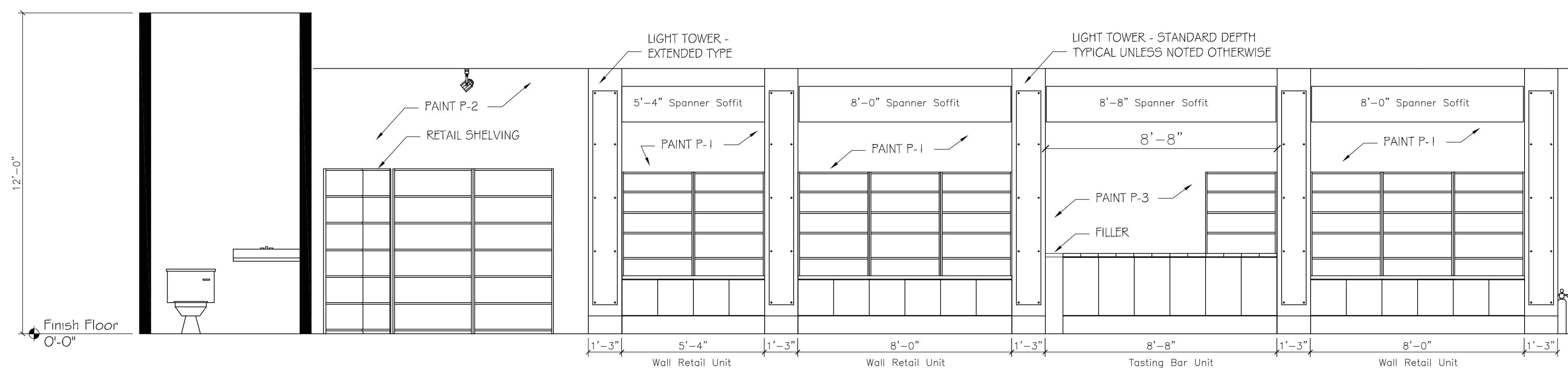
VB-1
VINYL BASE JOHNSONITE 48 GREY STANDARD VINYL BASE



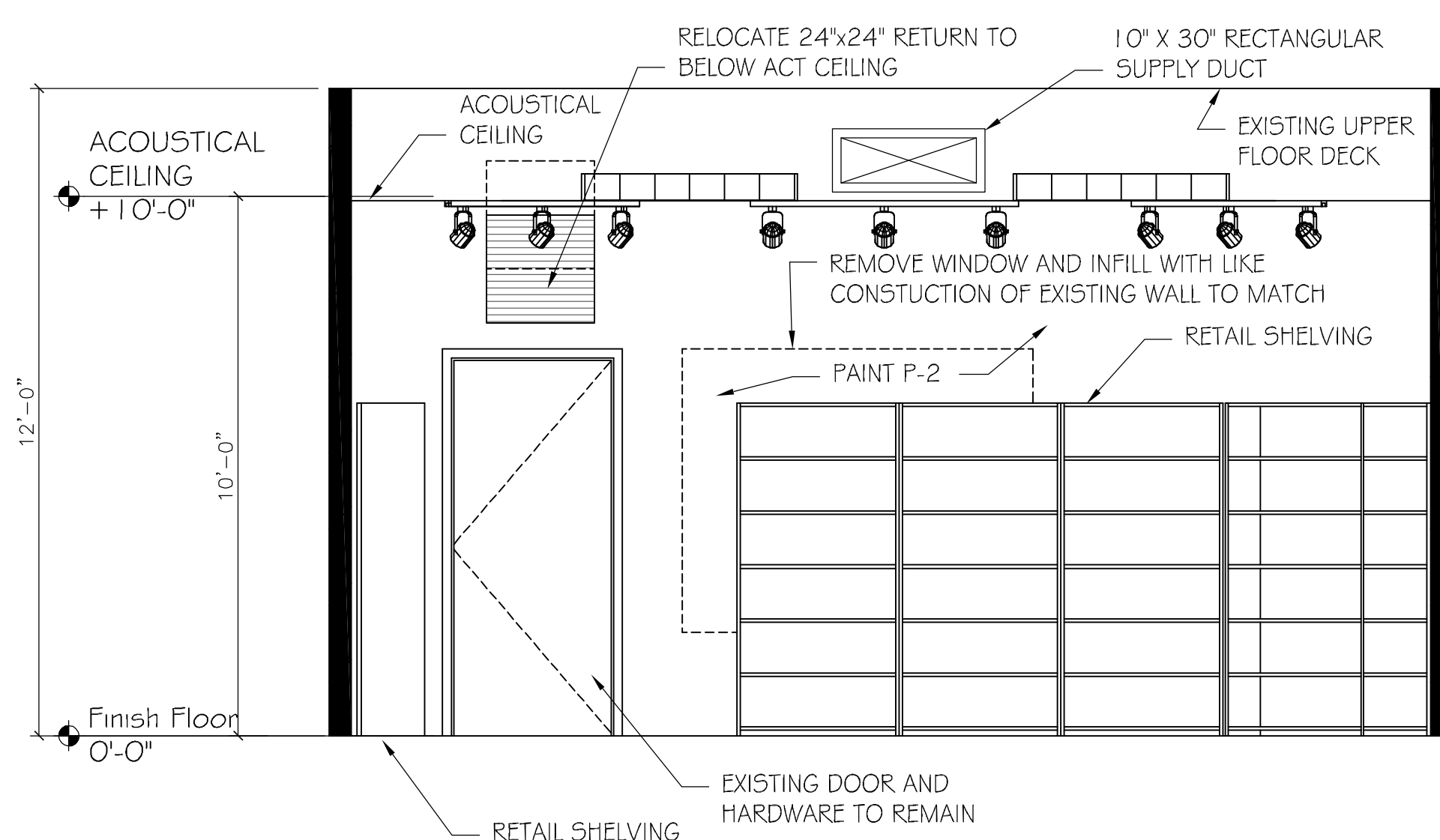
DI TYPICAL TILE DETAIL
SCALE : NOT TO SCALE



C1 INTERIOR ELEVATION
SCALE: 3/8" = 1'-0"



B1 INTERIOR ELEVATION
SCALE: 3/8" = 1'-0"



A1 INTERIOR ELEVATION
SCALE: 3/8" = 1'-0"

Number	Room name	Base Mat'l	Floor Color	Floor Mat'l	Ceiling Mat'l	CEILING HEIGHT
101	RETAIL	VB-1	T1	TILE	ACT-1	10'-0"
102	SPORTS RETAIL	VB-1	T2	TILE	ACT-1	10'-0"
103	BACK ROOM	--	--	--	--	12'-0"
104	RESTROOM	--	--	--	--	12'-0"